




XLG System Diagram

For more information visit www.votelynx.com

Flushmount 6 or 8 button
VoteLynx Panels w/ Voting,
Motion, Microphone, Request-
to-Speak, Page Buttons

VoteLynx Network

One or more optional VRC-100 Control Panels to control Timer, Voting or Signaling



One or more optional TDM-300 Large Wallmount Timer Displays



One or more optional TDM-100 Small Timer Displays for Podium or Moderator



One or more optional DCM Control Modules for Microphone switches. Audio Muting, Timer Lamps, Annunciators or other controlled devices



Optional Desktop Configuration

VoteLynx XLG System Controller w/ Request-To-Speak and AV Control



TCP/IP Network

VoteLynx XLG Touchscreen



Optional displays or touchscreens for additional Request-to-Speak, AV Control capability



Ethernet


Ethernet

Ethernet

RGBHV Video



VDU-100 Video Display Unit



Displays motions, voting, agenda and timer information on projection or other display devices

VoteLynx Application Software



Ethernet

Internet

RS232



PTZ Camera(s)

RS232



DVD Player

RS232




Video Switcher

RS232



Video Projector

RS232



Digital Audio Mixer



Enterprise Wide Document Workflow & Agenda Management



Video Streaming



Member Microphones